

# Positive Self-Talk Coloring Pages

Name: \_\_\_\_\_ Date: \_\_\_\_\_

## • Positive Self-Talk •

Use the self-talk statements to color in the image.

I am strong. LIGHT PINK	Every day is a fresh start. DARK PINK	I will do my best. PURPLE
I will persevere. YELLOW	I have integrity. BLUE	I am a work in progress. RED

© Pathway 2 Success

**FREE  
ACTIVITY**

# Positive Self-Talk Coloring Pages

Use these worksheets to boost positive thinking skills with your students. They will use the self-talk phrases to color in the image.

Some ways to use include:

- Assign as a “do now” in the morning.
- Use as an early finisher activity.
- Keep copies in a calm-down area.
- Send home for extra social-emotional practice.

## More Positive SEL Coloring Activities:



Name: \_\_\_\_\_

Date: \_\_\_\_\_

# • Positive Self-Talk •

Use the self-talk statements to color in the image.

I am strong.  
LIGHT PINK


Every day is a fresh start.  
DARK PINK

I will do my best.  
PURPLE

I will persevere.  
YELLOW

I have integrity.  
BLUE

I am a work in progress.  
RED





# • Positive Self-Talk •

Use the self-talk statements to color in the image.

I strive for success.  
YELLOW


I am smart and strong.  
PINK

I am proud of myself.  
ORANGE

Today will be great.  
BROWN

I am a hard worker.  
PURPLE

I take one step at a time.  
BLUE




Name: \_\_\_\_\_

Date: \_\_\_\_\_

# • Positive Self-Talk •

Use the self-talk statements to color in the image.

I will do my personal best. PURPLE	Confidence is my middle name. PINK	I am smart. BLUE
Every day, I grow smarter. BROWN	I can do this. ORANGE	I am a good listener. YELLOW



# • About the Author •



Kristina is an educator, curriculum specialist, and resource author with over 15 years' experience in the education field. She has a bachelor's degree in special and elementary education, and a master's degree in special education. She has worked extensively teaching learners with social-emotional and executive functioning needs, developing classroom and school-wide interventions, and supporting other educators. Her goal is helping learners find their individual pathway to success.

# • Terms of Use •


© Copyright 2023 Pathway 2 Success. All rights reserved. One license is for the classroom/personal use for one educator and their students/caseload. Permission is granted for the original purchaser or licensee to copy and use pages for their students and/or themselves.

Materials may not be shared with other educators without purchasing additional licenses. Materials may not be posted on the Internet where they can be publicly accessed, such as a class website or shared network drive. Private and secure sites to share with students are allowed (such as Google Classroom and e-mail). Materials may not be re-sold, altered, or redistributed in part or in whole. Materials are for classroom and personal use only. Commercial use is prohibited. Failure to comply with these terms is violation of copyright law, including the Digital Millennium Copyright Act (DMCA).

Please reach out to me at [pathway@thepathway2success.com](mailto:pathway@thepathway2success.com) with questions.

Disclaimer: These resources and materials are for supplementary support/education purposes and are not a replacement for education or other necessary supports. Educators, parents, and others who utilize these materials are encouraged to seek out additional support, as needed.

# • Let's Connect •



Thank you VERY much for your purchase! Once you have used this resource, please follow [my TpT store](#) and share your experience with others!

# Clipart and Fonts Credits

